

Pecyn Gweithgareddau Ychwanegol
Ysgol Gymraeg Casnewydd
Additional Activity Pack



Dyma weithgareddau ychwanegol gallwch wneud yn ddyddiol gyda'ch plentyn/ plant. Here are some extra activities you could use daily with your child / children. Bl 2 - Bl 6

LLYTHRENNEDD/LITERACY	RHIFEDD / NUMERACY	IECHYD A LLES/ HEALTH AND WELL-BEING
<p>SILLAFU/ SPELLING</p> <p>HWB- J2Easy-SPELLBLASTER (Hwb Menu - J2Easy - J2Blast) Ymarfer patrymau sillafu Cymraeg. Practice spelling patterns in Welsh.</p>	<p>HWB- J2Easy- TTblast (Hwb Menu - J2Easy - TTblast)</p> <p>Ymarfer sgiliau tablau a Mathemateg pen Practicing times tables and mental Mathematics skills.</p>	<p>Hwb - Fideo sut i ddefnyddio Hwb ar YouTube. A video explaining how to use Hwb on the school YouTube channel.</p>
<p>Athrawon yn darllen llyfrau Cymraeg ar Sianel YouTube - Dilynwch y linc perthnasol. (Ychwanegu linc) Teachers reading Welsh books on our school YouTube channel . Follow the appropriate linc.</p>	<p>Pecynnau ymarfer tablau Taclo'r tablau/ olwynion llusoi. Times tables practice questions / multiplication wheels.</p>	<p>Fideos ymarfer corff Mr Taylor - Sianel YouTube Ysgol Gymraeg Casnewydd. Physical Education Videos by Mr Taylor - School YouTube Channel</p>
<p>Cardiau Patrymau Sillafu / Gramadeg Spelling Pattern / Grammar Cards</p> <p>Cyfle i ymarfer patrymau sillafu amrywiol yn Gymraeg ac yn Saesneg. A chance to practice various spelling patterns in Welsh and English. Bydd copi o fewn eich tim blwyddyn . Copies are available within your teams - Files -Nol i'r Ysgol/ Back to School/Adnoddau Ychwanegol/ Extra Resources.</p>	<p>Gweithgareddau Mathemateg gan Carol Voderman. Mathematics activities by Carol Voderman. https://www.themathsfactor.com L</p>	<p>Ioga / Meddwlgarwch / Yoga/Mindfulness</p> <p>Cosmic Kids. Cosmic Kids Yoga https://www.youtube.com/user/CosmicKidsYoga Anadlu/ Breathing https://www.bbc.co.uk/bitesize/articles/znh48xs Cwtch app - App Store - Helpu chi i ddod i adnabod eich hun. Helping you to get to know yourself.</p>

RHESTR A
Geiriau Allweddol

wedyn
mynd
symud
newid
rhoi
aeth
daeth
helpu
fyny
mwy
dim

RHESTR B
Geiriau Allweddol

helpu
iawn
bydd
roedd
un
hoffi
oes
wedi
oedd
rhaid.

RHESTR C
Geiriau Allweddol

coed
allan
hwyl
gweld
hefyd
ffordd
bwyta
haul
dweud
arall
gwneud

RHESTR CH
Geiriau Allweddol

chwaer
cysgu
gwyrdd
gwaith
gallu
pethau
tynnu
saethu
esgus
eisiau
pobl

RHESTR D

darllen
cymryd
gwneud
gwaelod
hynny
rhywun
efallai
llawer
chwerthin
chwarae

RHESTR DD

eistedd
weithiau
bachgen
anifeiliaid
oherwydd
ysgrifennu
hanner
goleuni
ennill
llynell

RHESTR E

ddaear
gwyllt
bysedd
arbennig
breuddwyd
darllenwch
rhannwch
gorffennwch
gaeaf
llaeth

Mae berfau sydd â'r
llythyren **o** yn y canol fel
arfer yn gorffen ag **i**.

torri
codi
boddi
llosgi
hoffi
poeni
cosbi
toddi
addoli
cochi

Y nid **u** sy'n dod ar
ôl w fel arfer.

llwy
dwy
pwy
nwy
trwy
wythnos
newydd
blwyddyn
mwynhau
mwyaf

Byddwch yn ofalus
wrth ddefnyddio **u**, **y**, **i**

sut	felly
rhywun	symud
penderfynu	llythyr
cyffrous	unig
yfory	wedyn
fyny	cymryd
rhywbeth	gilydd

RHESTR D
darllen
cymryd
gwneud
gwaelod
hynny
rhywun
efallai
llawer
chwerthin
chwarae

RHESTR DD
eistedd
weithiau
bachgen
anifeiliaid
oherwydd
ysgrifennu
hanner
goleuni
ennill
llinell

RHESTR E
ddaear
gwyllt
bysedd
arbennig
breuddwyd
darllenwch
rhannwch
gorffennwch
gaeaf
llaeth

UNIGOL A LLUOSOG	
	
blwyddyn	blynyddoedd
bachgen	bechgyn
merch	merched
gardd	gerddi
brawd	brodyr
chwaer	chwiorydd
dant	dannedd
cau	caeau
car	ceir
awr	oriau
deilen	dail
troed	traed
ffordd	ffyrdd
braich	breichiau
tŷ	tai

RHESTR F
annheg
cymerwch
croesawu
diwydiannau
cynddeiriogi
traddodiadau
paragraff
diflannodd
cyfrannu
gwerthfawrogi

DYBLU
carreg
pennill
ysgrifennydd
cannoedd
punnoedd
diwydiannau
tonnau
byrraf
annymunol
annheg
annhebyg
ysgrifennu

Byddwch yn ofalus wrth ddefnyddio u, y, i	
sut	felly
rhywun	symud
penderfynu	llythyr
cyffrous	unig
yfory	wedyn
fyny	cymryd
rhywbeth	gilydd

BERFAU GORFFENNOL - Wedi digwydd yn barod		
FI	EF / HI	NHW
Roeddwn i	Roedd ef / hi	Roedden nhw
Doeddwn i	Doedd ef / hi	Doedden nhw ddim
Es i	Aeth ef / hi	Aethon nhw
Gwelais i	Gwelodd ef / hi	Gwelson nhw
Clywais i	Clywodd ef / hi	Clywson nhw
Chwiliais i	Chwiliodd ef / hi	Chwilion nhw
Darganfyddais i	Darganfyddodd ef / hi	Darganfyddon nhw
Darllenais i	Darllenodd ef / hi	Darllenon nhw
Gwyliais i	Gwylodd ef / hi	Gwylion nhw
Ysgrifennais i	Ysgrifennodd ef / hi	Ysgrifennon nhw
Cefais i	Cafodd ef / hi	Cafon nhw

Treiglo'n feddal

p t c b d g ll rh
 ↓ ↓ ↓ ↓ ↓ ↓ ↓ ↓
 b d g f dd - l r

Mae treigladd meddal ar ôl yr arddodiaid
am, ar, at

Es am **fwy**d

Chwiliais am **ddydd**ia

Mae nhw'n mynd am **wyl**iau

Es i'r gwely am dri o'r gloch.

Es am **dd**iod.

Teithio ar **fws**

Ar **ddydd** Sul

Es ar **wyl**iau

Teithiais ar **fws**

Es at **ddrws** y tŷ

Des at **wraidd** y broblem

Treiglo'n feddal

p t c b d g ll rh
 ↓ ↓ ↓ ↓ ↓ ↓ ↓ ↓
 b d g f dd - l r

Mae treigladd meddal ar ôl yr arddodiaid
 wrth, gan, dros, drwy, dan, hyd, heb.

Wrth **feddwl**

Wrth **weld**

Wrth **glywed**

Gan **feddwl**

Gan **ddiolch**

Dros **ben**

Dros **flwyddyn**

Drwy **ganol**

Drwy **ddrws**

Dan **ddae**ar

Heb **feddwl**

Heb **glywed**

Treiglo'n feddal

p t c b d g ll rh
 ↓ ↓ ↓ ↓ ↓ ↓ ↓ ↓
 b d g f dd - l r

Mae treigladd meddal ar ôl yr arddodiaid i
 ac o

Mae gen i drwyn **hir**

Gwelais i bobl yn y siop

Es i **weld** y frenhines

Es i **Gasnewydd**

Af i **dŷ** fy modryb

Mae mam yn helpu fi i **wneud** fy ngwaith.

Es am dro i **ddinas** Caerdydd.

Es o **Gasnewydd** i **Gaerdydd**.

Mae gan yr iâr llawer o **gywion**.

Mae gen i lawer o waith cartref.

Mae gen i ormod o **waith**.

Gwyliais i ormod o **deledu**.

Treiglo'n drwynol

p t c b d g
 ↓ ↓ ↓ ↓ ↓ ↓
 mh nh ngh m n ng

Mae treigladd trwynol ar ôl **fy**

fy + p = fy **mhen**

fy + t = fy **nhrwyn**

fy + c = fy **ngheg**

fy + b = fy **mola**

fy + d = fy **nannedd**

fy + g = fy **ngwallt**

fy **mreuddwyd**

fy **nghalon**

fy **ngobeithion**

fy **mwyd**

fy **nhractor**

fy **ngwyneb**

Treiglo'n drwynol

p t c b d g
 ↓ ↓ ↓ ↓ ↓ ↓
 mh nh ngh m n ng

Mae treigladd trwynol ar ôl **yn, ym, yng**

Yng **Nghasnewydd**

Yng **Nghaerdydd**

Yng **nghanol**

Yn **nhre**

Ym **Mhontypwl**

Yng **ngorllewin** Cymru

Yng **ngogledd** Cymru

Yn **ne** Cymru

Yn **nwyrain** Cymru

Ym **Mlaenau Gwent**

Yn **ninas**

Treiglo'n llaes

p t c
 ↓ ↓ ↓
 ph th ch

Mae treigladd llaes ar ôl **a, â, na, tri,**
chwe

sglodion a **physgod**

coffi a **the**

ci a **chath**

peidiwch â **thaf**lur garreg

cyfarfod â **chef**nder

tua **phedwar** o'r gloch

tua **chan** milltir

tri **chant**

tri **phlentyn**

chwe **chant**

chwe **cheiniog**

High Frequency Words 1
my
into
are
was
by
he
up
one
day
had

High Frequency Words 2
like
see
their
saw
some
looked
people
make
your
very

High Frequency Words 3
made
little
from
time
her
you
just
help
out
down

High Frequency Words 4
not
look
put
went
were
all
come
will
said
can

oo sounds
gloom
smooth
mood
broom
food
mood
shoe
glue
crew
suit
two
too

High Frequency Words 5
now
came
called
she
have
here
big
could
about
asked

er, ir, ur words
term
under
stir
girl
first
third
bird
burn
turn
burst
curve

ui, ue, ew
fruit
juice
bruise
blue
due
glue
clue
chew
drew
knew
threw
grew

-ee, -ea
free
tree
bee
see
week
seek
ear
fear
near
tear
year

th
this
that
then
they
the
with
there
those
their
these
thin
think
thank

ou words

our

cloud

loud

proud

noun

hour

shout

bound

found

pound

sound

count

wound

mouth

house

south

-oi , -oy

boil

soil

spoil

coin

choice

voice

noise

avoid

boy

joy

toy

annoy

employ

enjoy

loyal

overjoy

royal

Double P

slipped

skipped

hopped

stepped

gripped

trapped

tripped

flipped

clapped

snapped

-dge -ge

badge

bridge

fridge

edge

hedge

sledge

wedge

grudge

age

cage

rage

stage

change

plunge

large

charge

strange

wa, wor, war

was

want

wash

watch

swap

work

world

worst

worse

worthwhile

war

warm

warning

towards

reward

wardrobe

Soft c and g

nice

slice

price

twice

space

place

face

chance

since

force

age

page

large

huge

-tch, -ch

catch

match

witch

stitch

stretch

fetch

kitchen

bench

lunch

punch

torch

inch

pinch

Protector -ck

black

pack

kick

click

clock

lock

neck

stuck

drink

think

bark

-igh, ie, y

bright

light

flight

right

night

tonight

lie

tie

crying

trying

buy

type

sypply

apply

ow

cow

owl

how

now

row

sow

howl

growl

brown

down

drown

town

frown

Flossy words ending in 'ff', 'll' and 'ss'.

call

tall

small

fall

hall

tell

bell

fell

grass

sniff

stuff

-ough, -augh

thought

bought

fought

ought

plough

tough

enough

though

although

cough

through

caught

daughter

naughty

slaughter

laugh

-tion

station

fraction

section

portion

motion

starvation

sensation

frustration

perfection

direction

relation

location

ambition

position

tradition

collection

y as i sounds

by

my

fly

sly

try

cry

dry

fry

shy

why

-qu, -wh

quick

quit

quite

quiet

squeeze

quake

quack

when

which

why

what

whisper

wheel

whip

while

TOP MISPELLED WORDS 1

certain

complete

cough

conscience

disguise

difference

embarrass

enough

especially

experience

familiar

famous

forest

guest

TOP MISPELLED WORDS 2

guilty

height

information

interest

juice

knowledge

language

listen

league

mountain

machine

measure

meant

neither

TOP MISPELLED WORDS 3

surprise

therefore

tomorrow

tongue

truly

unfortunately

until

weird

wherever

which

although

ancient

beautiful

caught

TOP MISPELLED WORDS 4

achieve

across

apparently

appearance

argument

basically

beginning

believe

business

calendar

coming

completely

conscious

curiosity

TOP MISPELLED WORDS 5

nuisance

occasion

ocean

opposite

original

paragraph

phrase

delightful

possible

grateful

frightful

colourful

wonderful

soulful

TOP MISPELLED WORDS 6

necessary

noticeable

occasion

occurred

piece

possession

prefer

really

receive

referring

religious

sense

separate

successful

Taclo'r
Tablau

1

Tablau
2, 5 a 10

	Ateb		Ateb		Ateb		Ateb
$5 \times 2 =$	10	$9 \times 2 =$	18	$7 \times 2 =$	14	$5 \times 5 =$	25
$7 \times 5 =$	35	$9 \times 5 =$	45	$6 \times 2 =$	12	$8 \times 5 =$	40
$4 \times 2 =$	8	$4 \times 2 =$	8	$5 \times 5 =$	25	$10 \times 0 =$	0
$8 \times 2 =$	16	$4 \times 5 =$	20	$3 \times 2 =$	6	$5 \times 4 =$	20
$9 \times 2 =$	18	$2 \times 5 =$	10	$5 \times 4 =$	9	$2 \times 3 =$	6
$5 \times 4 =$	20	$8 \times 2 =$	16	$2 \times 4 =$	8	$2 \times 5 =$	10
$10 \times 2 =$	20	$4 \times 10 =$	40	$7 \times 5 =$	35	$7 \times 2 =$	14
$3 \times 2 =$	6	$3 \times 2 =$	6	$8 \times 10 =$	80	$7 \times 10 =$	70
$6 \times 2 =$	12	$0 \times 2 =$	0	$8 \times 5 =$	40	$9 \times 2 =$	18
$10 \times 3 =$	30	$2 \times 3 =$	6	$2 \times 2 =$	4	$10 \times 6 =$	60
$2 \times 2 =$	4	$2 \times 4 =$	8	$3 \times 2 =$	6	$2 \times 10 =$	20
$3 \times 3 =$	6	$5 \times 2 =$	10	$3 \times 5 =$	15	$3 \times 2 =$	6
$3 \times 5 =$	15	$10 \times 3 =$	30	$6 \times 2 =$	12	$5 \times 4 =$	20
$3 \times 5 =$	15	$4 \times 2 =$	8	$3 \times 5 =$	12	$0 \times 5 =$	0
$6 \times 2 =$	12	$7 \times 2 =$	14	$8 \times 2 =$	16	$5 \times 3 =$	15
$5 \times 5 =$	25	$3 \times 2 =$	6	$10 \times 2 =$	20	$5 \times 5 =$	25
$2 \times 10 =$	20	$10 \times 5 =$	50	$2 \times 5 =$	10	$10 \times 5 =$	50

Taclo'r
Tablau

1

Tablau
2, 3 a 4

	Ateb		Ateb		Ateb		Ateb
$2 \times 2 =$	4	$10 \times 4 =$	40	$6 \times 3 =$	18	$4 \times 3 =$	12
$4 \times 2 =$	8	$4 \times 4 =$	16	$4 \times 3 =$	16	$4 \times 4 =$	16
$3 \times 3 =$	9	$3 \times 2 =$	6	$3 \times 2 =$	6	$10 \times 3 =$	30
$2 \times 3 =$	6	$6 \times 4 =$	24	$9 \times 4 =$	36	$8 \times 3 =$	24
$4 \times 3 =$	12	$10 \times 2 =$	20	$8 \times 3 =$	24	$0 \times 4 =$	0
$10 \times 2 =$	20	$0 \times 3 =$	0	$7 \times 4 =$	28	$9 \times 4 =$	36
$0 \times 2 =$	0	$6 \times 3 =$	18	$8 \times 2 =$	16	$6 \times 3 =$	18
$7 \times 2 =$	14	$2 \times 6 =$	12	$9 \times 3 =$	27	$2 \times 4 =$	8
$10 \times 4 =$	40	$4 \times 4 =$	16	$9 \times 4 =$	36	$6 \times 3 =$	18
$4 \times 4 =$	16	$5 \times 3 =$	15	$6 \times 3 =$	18	$10 \times 2 =$	20
$6 \times 4 =$	24	$1 \times 3 =$	3	$4 \times 6 =$	24	$10 \times 3 =$	30
$2 \times 3 =$	6	$2 \times 4 =$	8	$6 \times 2 =$	12	$4 \times 10 =$	40
$3 \times 4 =$	12	$3 \times 2 =$	6	$4 \times 4 =$	16	$6 \times 4 =$	24
$7 \times 2 =$	14	$3 \times 3 =$	9	$10 \times 4 =$	40	$2 \times 8 =$	16
$6 \times 2 =$	12	$6 \times 2 =$	12	$10 \times 2 =$	20	$9 \times 3 =$	27
$6 \times 3 =$	18	$1 \times 4 =$	4	$3 \times 4 =$	12	$8 \times 4 =$	32
$4 \times 3 =$	12	$10 \times 2 =$	20	$6 \times 4 =$	24	$10 \times 4 =$	40

Taclo'r Tablau

3

	Ateb		Ateb		Ateb		Ateb
$5 \times 6 =$	30	$9 \times 6 =$		$6 \times 2 =$		$3 \times 6 =$	
$7 \times 5 =$	35	$9 \times 4 =$		$4 \times 6 =$		$2 \times 8 =$	
$7 \times 7 =$	49	$9 \times 9 =$		$7 \times 3 =$		$7 \times 7 =$	
$8 \times 6 =$	48	$2 \times 9 =$		$7 \times 7 =$		$9 \times 4 =$	
$9 \times 4 =$	36	$6 \times 5 =$		$4 \times 8 =$		$8 \times 5 =$	
$7 \times 4 =$	28	$7 \times 8 =$		$3 \times 7 =$		$8 \times 4 =$	
$6 \times 3 =$	18	$8 \times 6 =$		$7 \times 2 =$		$4 \times 4 =$	
$6 \times 6 =$	36	$8 \times 8 =$		$6 \times 8 =$		$3 \times 3 =$	
$7 \times 5 =$	35	$4 \times 6 =$		$5 \times 9 =$		$8 \times 4 =$	
$3 \times 8 =$	24	$5 \times 7 =$		$3 \times 6 =$		$5 \times 5 =$	
$8 \times 9 =$	72	$3 \times 8 =$		$9 \times 9 =$		$7 \times 4 =$	
$5 \times 8 =$	40	$7 \times 7 =$		$5 \times 5 =$		$6 \times 4 =$	
$6 \times 8 =$	48	$3 \times 8 =$		$6 \times 4 =$		$5 \times 8 =$	
$7 \times 9 =$	63	$7 \times 7 =$		$7 \times 8 =$		$6 \times 7 =$	
$3 \times 7 =$	21	$3 \times 6 =$		$4 \times 5 =$		$7 \times 7 =$	
$5 \times 6 =$	30	$7 \times 6 =$		$6 \times 7 =$		$9 \times 5 =$	
$7 \times 6 =$	42	$8 \times 9 =$		$5 \times 8 =$		$8 \times 9 =$	

Lluosi gyda 5/ Multiplying by 5

Defnyddiwch yr allwedd isod er mwyn lliwio'r sgwariau cywir i greu llun car.

Use the Key below to colour the squares to create picture of a car.

Allwedd/Key	
5 neu 10	Du/Black
15 neu 20	Melyn/yellow
25 neu 30	Llwyd/grey
35 neu 40	Glas/blue
45 neu 50	Coch/red

5x7	7x5	8x5	5x8	5x7	8x5	5x7	3x5	5x3	4x5
5x7	7x5	5x8	7x5	5x7	5x7	7x5	5x4	5x4	4x5
9x5	5x10	7x5	7x5	5x7	5x8	5x7	7x5	5x3	5x3
5x8	8x5	5x10	5x7	8x5	5x8	5x8	8x5	7x5	8x5
5x7	5x7	5x8	5x10	5x8	8x5	8x5	5x8	5x8	8x5
9x5	10x5	10x5	10x5	10x5	5x9	9x5	7x5	5x8	5x8
5x10	5x10	9x5	10x5	9x5	5x10	10x5	9x5	5x8	7x5
9x5	9x5	9x5	9x5	2x5	2x5	5x9	10x5	7x5	7x5
5x8	7x5	5x7	5x8	2x5	2x5	5x8	5x7	7x5	5x7
6x5	5x5	5x6	6x5	5x5	5x5	5x6	5x6	6x5	5x5

Lluosi gyda 6/ Multiplying by 6

Defnyddiwch yr allwedd isod er mwyn lliwio'r sgwariau cywir i greu llun o'r gofod.

Use the Key below to colour the squares to create picture of Space.

Allwedd/Key

6 neu 12	Gwyrdd/green
18 neu 24	Du/black
30 neu 36	Melyn/yellow
42 neu 48	Coch/red
54 neu 60	Glas/blue

6x4	4x6	6x6	5x6	6x4	9x6	10x6	10x6	6x2	1x6
6x3	6x6	6x5	6x6	6x6	10x6	6x10	6x9	6x9	6x1
6x5	5x6	6x6	3x6	5x6	10x6	6x10	9x6	6x9	10x6
6x5	6x6	6x4	6x3	6x9	10x6	6x10	10x6	6x9	6x9
6x10	10x6	10x6	6x9	6x10	10x6	6x9	9x6	6x9	6x9
9x6	6x10	10x6	6x9	6x9	6x10	10x6	6x10	6x10	9x6
6x10	9x6	6x10	9x6	10x6	6x10	6x10	10x6	9x6	10x6
6x10	9x6	6x10	9x6	6x9	10x6	6x10	10x6	9x6	6x10
6x9	6x8	7x6	6x8	7x6	6x8	7x6	6x7	6x7	10x6
6x7	6x7	7x6	7x6	7x6	6x8	6x8	6x8	6x7	6x7

Mi fydd angen pensil a chlip papur neu rhywbeth gallwch droelli o amgylch y pensil. Rhowch y pensil yn y canol a'r clip papur o amgylch. Ble bynnag mae'r clip papur yn glanio rhaid ateb y cwestiwn a llenwi'r tabl i fewn.

Am enghraifft o hyn

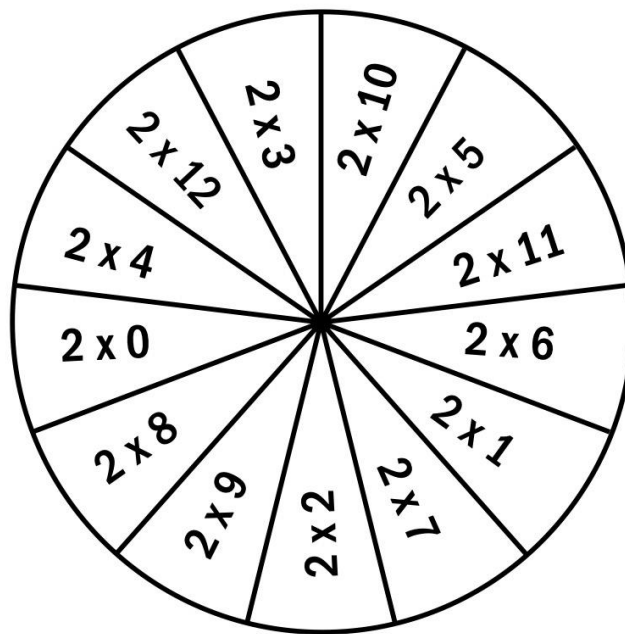
[gwylwch y clip](https://www.youtube.com/watch?v=5R56NITUs9A)

You will need a pencil and a paper clip or something that can turn around the pencil. Place the pencil in the middle with the paper clip attached on bottom and turn until the paper clip stops. You will then need to answer that question by filling in the table.

For an example watch this clip

<https://www.youtube.com/watch?v=5R56NITUs9A>

2 TIMES TABLE SPIN



___ x ___ = 8	___ x ___ = 12
___ x ___ = 18	___ x ___ = 4
___ x ___ = 2	___ x ___ = 10
___ x ___ = 22	___ x ___ = 6
___ x ___ = 16	___ x ___ = 24
___ x ___ = 20	___ x ___ = 0
___ x ___ = 14	___ x ___ = 14
___ x ___ = 24	___ x ___ = 22
___ x ___ = 18	___ x ___ = 6
___ x ___ = 16	___ x ___ = 26
___ x ___ = 12	___ x ___ = 4

WE ARE
TEACHERS

Name _____

Mi fydd angen pensil a chlip papur neu rhywbeth gallwch droelli o amgylch y pensil. Rhowch y pensil yn y canol a'r clip papur o amgylch. Ble bynnag mae'r clip papur yn glanio rhaid ateb y cwestiwn a llenwi'r tabl i fewn.

Am enghraifft o hyn

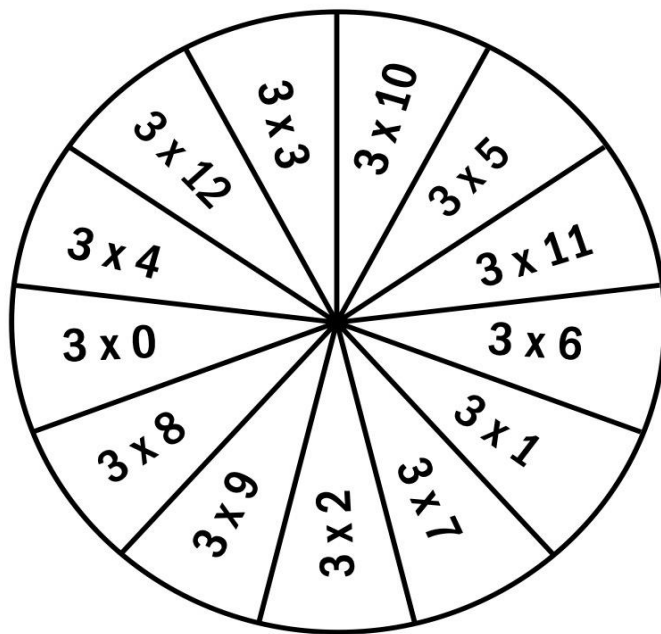
[gwylwch y clip](https://www.youtube.com/watch?v=5R56NjTUs9A)

You will need a pencil and a paper clip or something that can turn around the pencil. Place the pencil in the middle with the paper clip attached on bottom and turn until the paper clip stops. You will then need to answer that question by filling in the table.

For an example watch this clip

<https://www.youtube.com/watch?v=5R56NjTUs9A>

3 TIMES TABLE SPIN



WE ARE TEACHERS

Name _____

___ x ___ = 12	___ x ___ = 18
___ x ___ = 6	___ x ___ = 27
___ x ___ = 15	___ x ___ = 33
___ x ___ = 9	___ x ___ = 36
___ x ___ = 21	___ x ___ = 30
___ x ___ = 24	___ x ___ = 3
___ x ___ = 36	___ x ___ = 21
___ x ___ = 33	___ x ___ = 18
___ x ___ = 24	___ x ___ = 27
___ x ___ = 0	___ x ___ = 9
___ x ___ = 30	___ x ___ = 15

Mi fydd angen pensil a chlip papur neu rhywbeth gallwch droelli o amgylch y pensil. Rhowch y pensil yn y canol a'r clip papur o amgylch. Ble bynnag mae'r clip papur yn glanio rhaid ateb y cwestiwn a llenwi'r tabl i fewn.

Am enghraifft o hyn

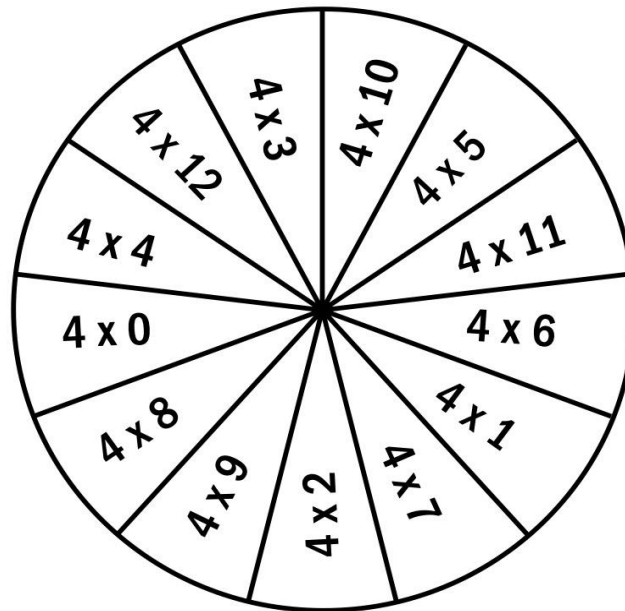
[gwylwch y clip](https://www.youtube.com/watch?v=5R56NjTUs9A)

You will need a pencil and a paper clip or something that can turn around the pencil. Place the pencil in the middle with the paper clip attached on bottom and turn until the paper clip stops. You will then need to answer that question by filling in the table.

For an example watch this clip

<https://www.youtube.com/watch?v=5R56NjTUs9A>

4 TIMES TABLE SPIN



WE ARE TEACHERS

Name _____

___ x ___ = 12	___ x ___ = 24
___ x ___ = 32	___ x ___ = 44
___ x ___ = 16	___ x ___ = 28
___ x ___ = 20	___ x ___ = 48
___ x ___ = 40	___ x ___ = 36
___ x ___ = 8	___ x ___ = 20
___ x ___ = 0	___ x ___ = 32
___ x ___ = 44	___ x ___ = 36
___ x ___ = 4	___ x ___ = 28
___ x ___ = 48	___ x ___ = 24
___ x ___ = 40	___ x ___ = 8

Mi fydd angen pensil a chlip papur neu rhywbeth gallwch droelli o amgylch y pensil. Rhowch y pensil yn y canol a'r clip papur o amgylch. Ble bynnag mae'r clip papur yn glanio rhaid ateb y cwestiwn a llenwi'r tabl i fewn.

Am enghraifft o hyn

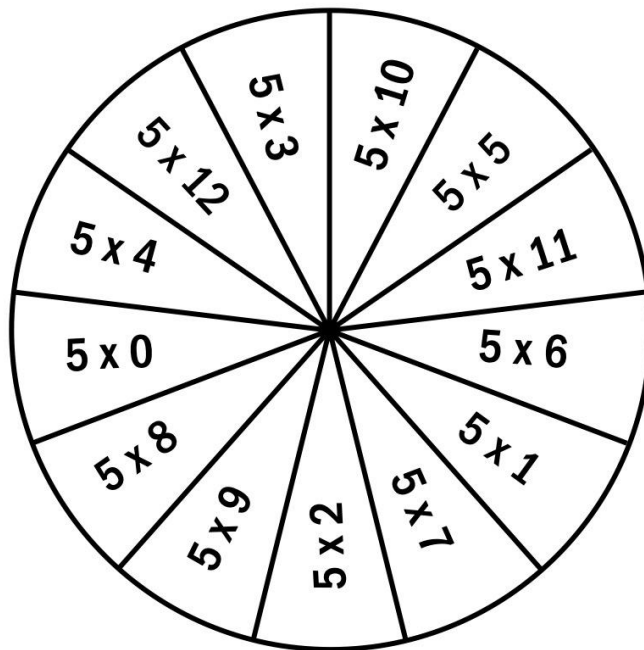
[gwylwch y clip](https://www.youtube.com/watch?v=5R56NITUs9A)

You will need a pencil and a paper clip or something that can turn around the pencil. Place the pencil in the middle with the paper clip attached on bottom and turn until the paper clip stops. You will then need to answer that question by filling in the table.

For an example watch this clip

<https://www.youtube.com/watch?v=5R56NITUs9A>

5 TIMES TABLE SPIN



___ x ___ = 35	___ x ___ = 20
___ x ___ = 50	___ x ___ = 10
___ x ___ = 45	___ x ___ = 0
___ x ___ = 15	___ x ___ = 55
___ x ___ = 30	___ x ___ = 60
___ x ___ = 25	___ x ___ = 40
___ x ___ = 5	___ x ___ = 30
___ x ___ = 60	___ x ___ = 40
___ x ___ = 15	___ x ___ = 45
___ x ___ = 55	___ x ___ = 35
___ x ___ = 10	___ x ___ = 25

WE ARE
TEACHERS

Name _____

Mi fydd angen pensil a chlip papur neu rhywbeth gallwch droelli o amgylch y pensil. Rhowch y pensil yn y canol a'r clip papur o amgylch. Ble bynnag mae'r clip papur yn glanio rhaid ateb y cwestiwn a llenwi'r tabl i fewn.

Am enghraifft o hyn

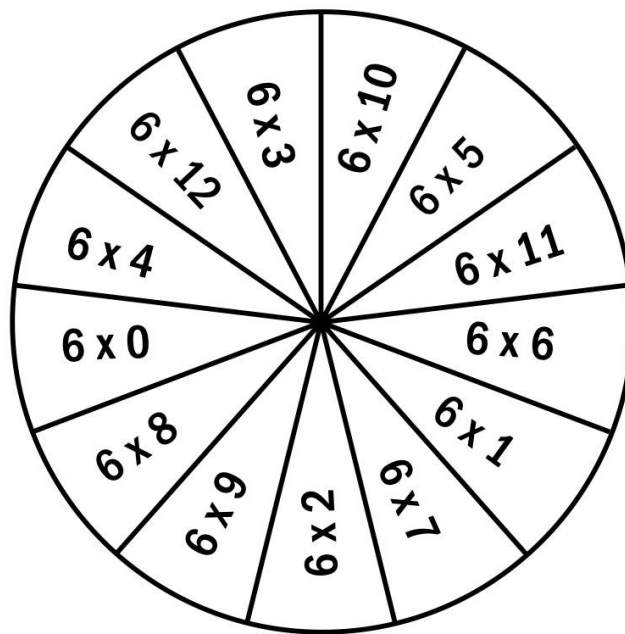
[gwylwch y clip](https://www.youtube.com/watch?v=5R56NITUs9A)

You will need a pencil and a paper clip or something that can turn around the pencil. Place the pencil in the middle with the paper clip attached on bottom and turn until the paper clip stops. You will then need to answer that question by filling in the table.

For an example watch this clip

<https://www.youtube.com/watch?v=5R56NITUs9A>

6 TIMES TABLE SPIN



WE ARE TEACHERS

Name _____

___ x ___ = 66	___ x ___ = 12
___ x ___ = 24	___ x ___ = 42
___ x ___ = 60	___ x ___ = 30
___ x ___ = 72	___ x ___ = 18
___ x ___ = 36	___ x ___ = 48
___ x ___ = 54	___ x ___ = 0
___ x ___ = 6	___ x ___ = 36
___ x ___ = 54	___ x ___ = 66
___ x ___ = 18	___ x ___ = 72
___ x ___ = 12	___ x ___ = 48
___ x ___ = 60	___ x ___ = 24

Mi fydd angen pensil a chlip papur neu rhywbeth gallwch droelli o amgylch y pensil. Rhowch y pensil yn y canol a'r clip papur o amgylch. Ble bynnag mae'r clip papur yn glanio rhaid ateb y cwestiwn a llenwi'r tabl i fewn.

Am enghraifft o hyn

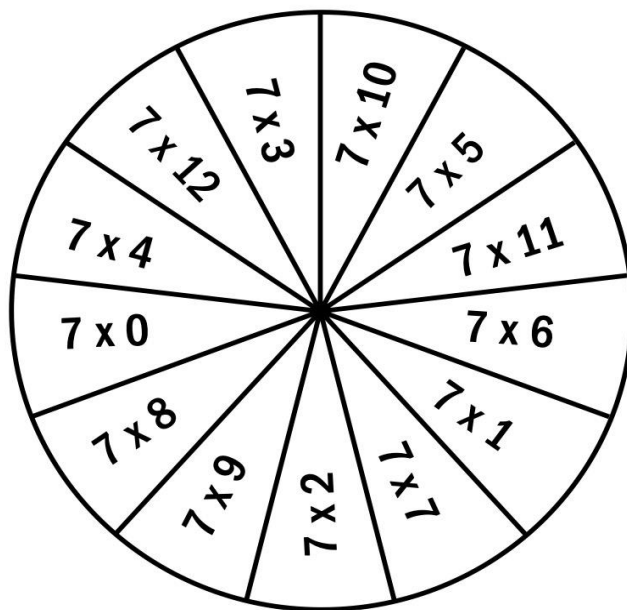
[gwylwch y clip](https://www.youtube.com/watch?v=5R56NjTUs9A)

You will need a pencil and a paper clip or something that can turn around the pencil. Place the pencil in the middle with the paper clip attached on bottom and turn until the paper clip stops. You will then need to answer that question by filling in the table.

For an example watch this clip

<https://www.youtube.com/watch?v=5R56NjTUs9A>

7 TIMES TABLE SPIN



WE ARE TEACHERS

Name _____

___ x ___ = 56	___ x ___ = 70
___ x ___ = 21	___ x ___ = 42
___ x ___ = 84	___ x ___ = 35
___ x ___ = 63	___ x ___ = 77
___ x ___ = 14	___ x ___ = 7
___ x ___ = 0	___ x ___ = 28
___ x ___ = 49	___ x ___ = 21
___ x ___ = 63	___ x ___ = 42
___ x ___ = 70	___ x ___ = 84
___ x ___ = 77	___ x ___ = 49
___ x ___ = 35	___ x ___ = 56

Mi fydd angen pensil a chlip papur neu rhywbeth gallwch droelli o amgylch y pensil. Rhowch y pensil yn y canol a'r clip papur o amgylch. Ble bynnag mae'r clip papur yn glanio rhaid ateb y cwestiwn a llenwi'r tabl i fewn.

Am enghraifft o hyn

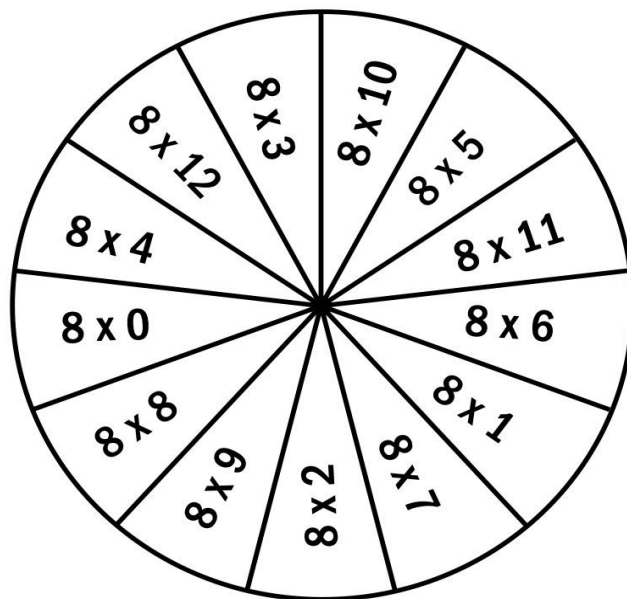
[gwylwch y clip](https://www.youtube.com/watch?v=5R56NjTUs9A)

You will need a pencil and a paper clip or something that can turn around the pencil. Place the pencil in the middle with the paper clip attached on bottom and turn until the paper clip stops. You will then need to answer that question by filling in the table.

For an example watch this clip

<https://www.youtube.com/watch?v=5R56NjTUs9A>

8 TIMES TABLE SPIN



WE ARE TEACHERS

Name _____

___ x ___ = 40	___ x ___ = 72
___ x ___ = 16	___ x ___ = 88
___ x ___ = 48	___ x ___ = 8
___ x ___ = 64	___ x ___ = 80
___ x ___ = 96	___ x ___ = 24
___ x ___ = 0	___ x ___ = 32
___ x ___ = 56	___ x ___ = 48
___ x ___ = 72	___ x ___ = 88
___ x ___ = 32	___ x ___ = 96
___ x ___ = 24	___ x ___ = 64
___ x ___ = 80	___ x ___ = 56

Mi fydd angen pensil a chlip papur neu rhywbeth gallwch droelli o amgylch y pensil. Rhowch y pensil yn y canol a'r clip papur o amgylch. Ble bynnag mae'r clip papur yn glanio rhaid ateb y cwestiwn a llenwi'r tabl i fewn.

Am enghraifft o hyn

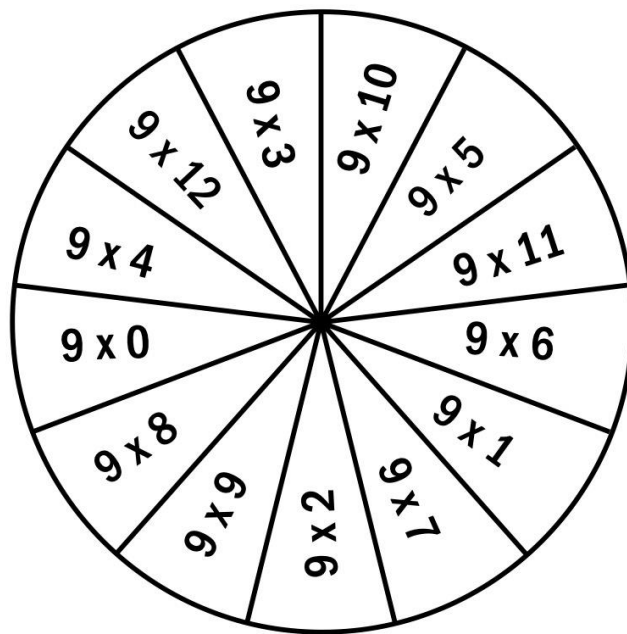
[gwylwch y clip](https://www.youtube.com/watch?v=5R56NjTUs9A)

You will need a pencil and a paper clip or something that can turn around the pencil. Place the pencil in the middle with the paper clip attached on bottom and turn until the paper clip stops. You will then need to answer that question by filling in the table.

For an example watch this clip

<https://www.youtube.com/watch?v=5R56NjTUs9A>

9 TIMES TABLE SPIN



WE ARE TEACHERS

Name _____

___ x ___ = 63	___ x ___ = 9
___ x ___ = 108	___ x ___ = 90
___ x ___ = 54	___ x ___ = 27
___ x ___ = 99	___ x ___ = 18
___ x ___ = 81	___ x ___ = 72
___ x ___ = 45	___ x ___ = 0
___ x ___ = 27	___ x ___ = 81
___ x ___ = 108	___ x ___ = 63
___ x ___ = 18	___ x ___ = 99
___ x ___ = 72	___ x ___ = 90
___ x ___ = 54	___ x ___ = 36

Mi fydd angen pensil a chlip papur neu rhywbeth gallwch droelli o amgylch y pensil. Rhowch y pensil yn y canol a'r clip papur o amgylch. Ble bynnag mae'r clip papur yn glanio rhaid ateb y cwestiwn a llenwi'r tabl i fewn.

Am enghraifft o hyn

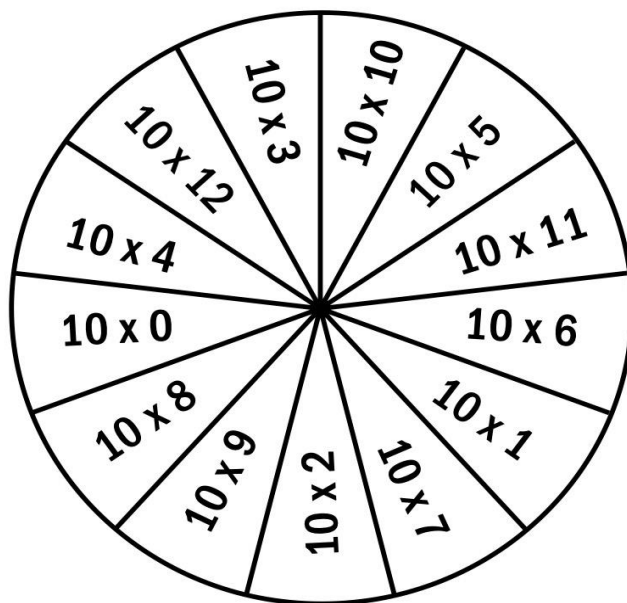
[gwylwch y clip](https://www.youtube.com/watch?v=5R56NjTUs9A)

You will need a pencil and a paper clip or something that can turn around the pencil. Place the pencil in the middle with the paper clip attached on bottom and turn until the paper clip stops. You will then need to answer that question by filling in the table.

For an example watch this clip

<https://www.youtube.com/watch?v=5R56NjTUs9A>

10 TIMES TABLE SPIN



WE ARE TEACHERS

Name _____

___ x ___ = 90	___ x ___ = 20
___ x ___ = 60	___ x ___ = 110
___ x ___ = 50	___ x ___ = 100
___ x ___ = 30	___ x ___ = 80
___ x ___ = 120	___ x ___ = 70
___ x ___ = 10	___ x ___ = 40
___ x ___ = 0	___ x ___ = 100
___ x ___ = 120	___ x ___ = 30
___ x ___ = 70	___ x ___ = 90
___ x ___ = 110	___ x ___ = 40
___ x ___ = 60	___ x ___ = 80

